
















































Minimal
Phonic
Cues

Reading Workbook

Margaret Sanders

My name is

| | | | | | | | | |
|---|---|---|---|---|--|---|--|--|
| ā  | ē  | ī  | ō  | ū  | b  | c  | d  | f  |
| a  | e  | i  | o  | u  | g  | h  | j  | k  |
| āh  | ēr  | ōi  | ōō  | āu  | l  | m  | n  | p  |
| air  | qu  | ng  | ōō  | ow  | r  | s  | t  | v  |
| th  | sh  | wh  | ch  | th the | w  | x  | y  | z  |



Hēre^h i^z a c^ā and hēre^h i^z a v^ā.

C

V

Colour the picture.




C V V C C C V C V V V C C V C V V C C V V V C



Draw a car and a van.

Draw a v and make it into a vase.





There is a fight on TV. It's a boxing match.

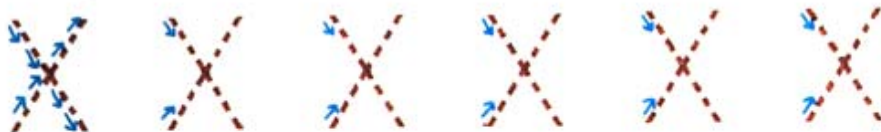
f

x

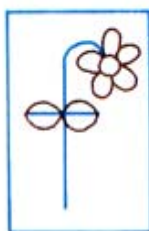
Colour the picture.




x x f x f f f x x f x x x f f x f x x f f f x



Draw an f and make it into a flower.
Draw some boxes. Make a pattern by putting an x in each.



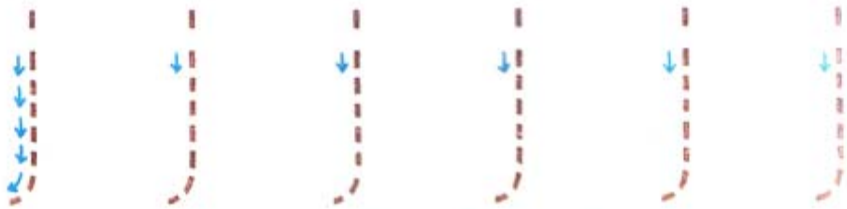


The boy is jumping and the girl is hopping



Colour the picture.

j o o o j j o o o j j j o j o o j j o o j j



Draw a big o and make it into an orange



Draw some more oranges.

Colour them and cut them out.



Which will he choose? A **t**oy or a **p**uzzle?

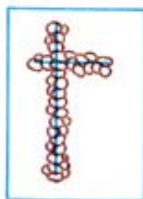
Colour the picture.





p p p t p t t p p t t t p t p p p t t t p p t



Draw a very big letter **t**. Paste over the lines, then sprinkle on glitter, seeds or sand. Can you write your name like this?





Tom likēs icē-crēām. Hē wants onē now.
w



Colour the picture.

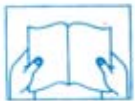



w w w | | w | | | w w | w w w | | w | | | w



Draw a big **w** and make it into a butterfly.
 Decorate the wings.



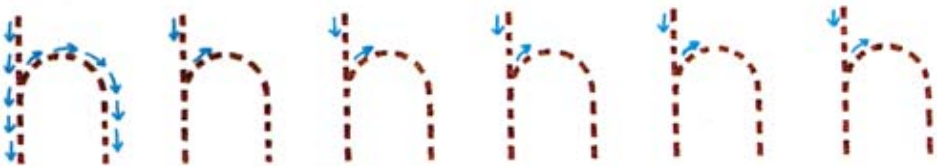


This ^h ^{au} ^x ^e ⁱ ^w ^x ^{oo} ^r ^x ^e ^r ⁱ ^d ^e ^r ⁱ ^t.

Colour the picture.




r h h h r r h r r h h h r h r r h h h r r r h



Draw a big letter **h** and make it into a horse.



Draw a row of horses.

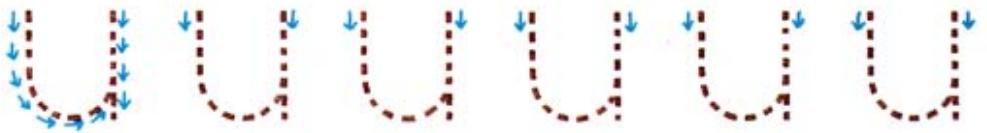


Dad is s̄aying 'Will yōu cōmē with us?'
 y u

Colour the picture.




u y y u u u y y y u y u u y y y u y y u u y



Write y as many times as you can, using a yellow crayon.

Say 'y for yellow, yellow starts with a y'.

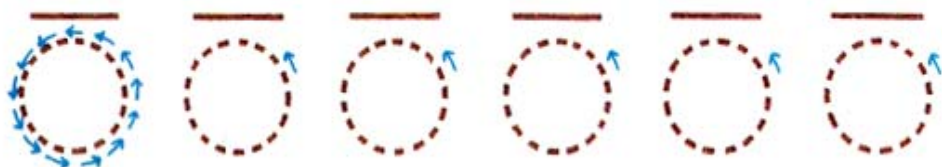


The ^{er}girl says 'C^eom^e h^eer^e' then 'G^o h^om^e'.



Colour the picture.

o g g g o o g o o o g g o g g g o o g g o g o



Draw a big o, starting at the arrow.

Draw a spiral to the middle and end with a dot.





This **m**an is **t**aking his **d**og **o**ut.

Colour the picture.




d d m d m m m d d m d d d m m d m m m



Draw a big **d**, saying 'Don't climb down'.
 Draw a ladder against the **d**. Go up the ladder as you say 'climb' and down as you say 'down'.



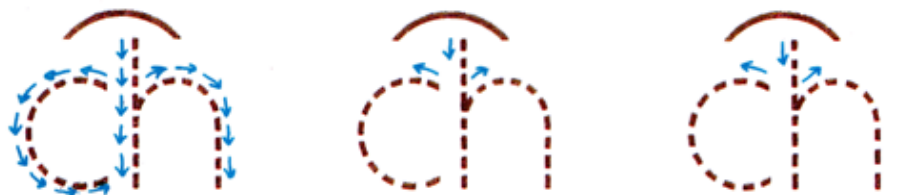


Jan^x is^z p^{oo}tt^xing a s^{oo}tol on top of a ch^vair.
s ch ch

Colour the picture.



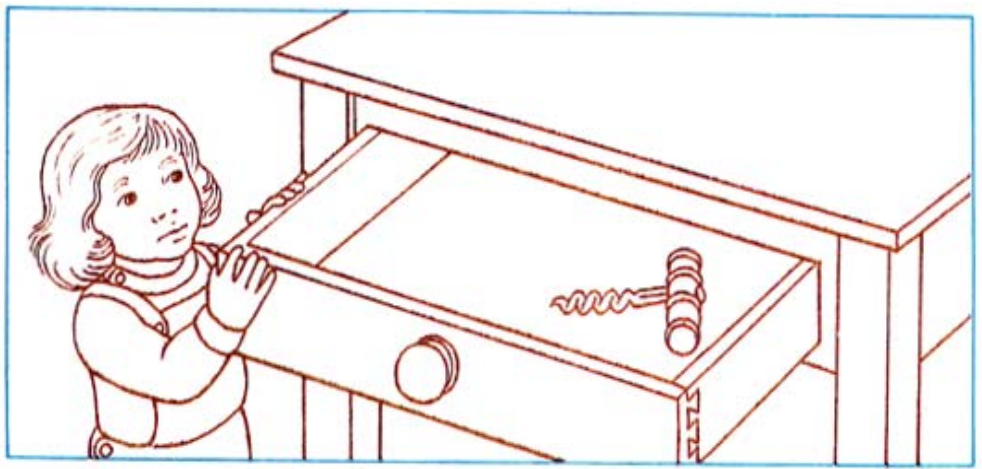
s ch ch ch s s ch s s s ch ch s s ch ch ch



Draw a big s



Make it into a snake and decorate it.

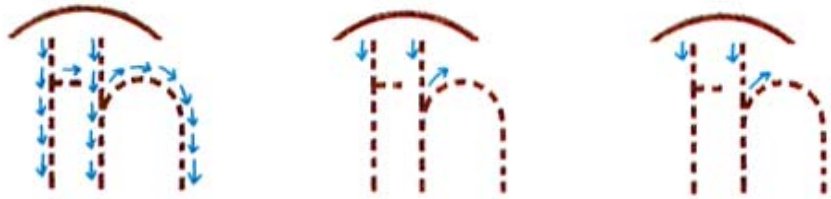


Everyⁱth^hing has a ^zn^am^e. What is ^zthis called?
 th n

Colour the picture.




n th th n n n th n th th th n n th th n th n



What sound does your name begin with?
 Write it down.

What is the capital letter for this sound?
 Write it underneath.



Hē is trying tō **sh**oot a gōal, **k**icking hard.



Colour the picture.

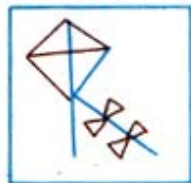



sh k k k sh sh k sh sh k k k sh k k sh sh



Write a big **k**.

Make it into a kite and decorate it.





This cat has long hair. It needs brushing.

Colour the picture.



a air a air air air a a air a a a air air a a



Write a and r to make a pattern.

Colour your pattern.

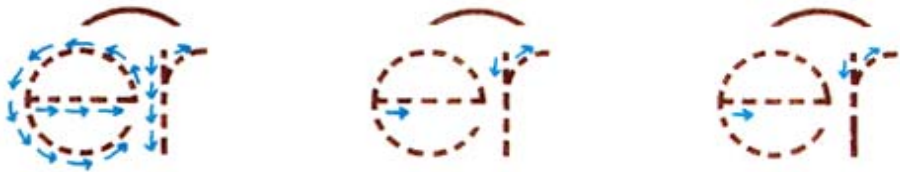


Are there more sweets for him than for her?



Colour the picture.

i i er i i er er er i i er i er er i i i er er



Draw a circle round every i sound in your favourite comic.

Draw a circle round every er sound.

Count them. Who has found the most?

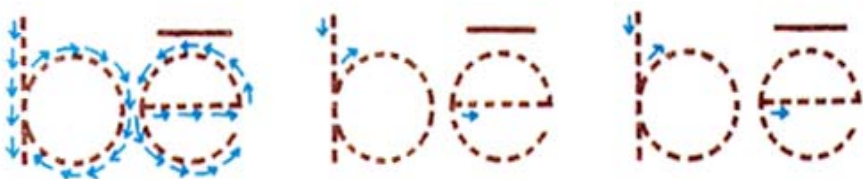
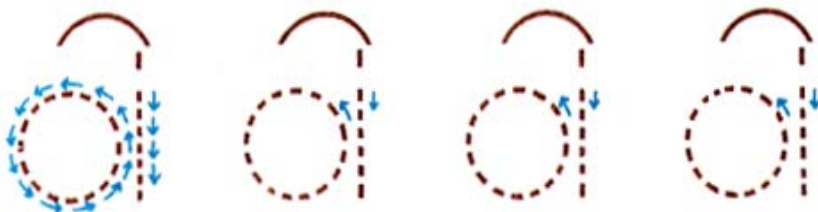


This **b**oy can **ē** the kettle's **ō**iling.

Colour the picture.

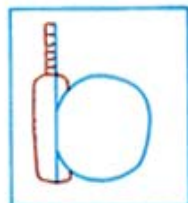


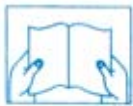
b b b ē b ō ō ē ē ō ō b ē ē ē ō ō b b ō ō ē b



Draw a big **b**.

Make it into a bat and ball.



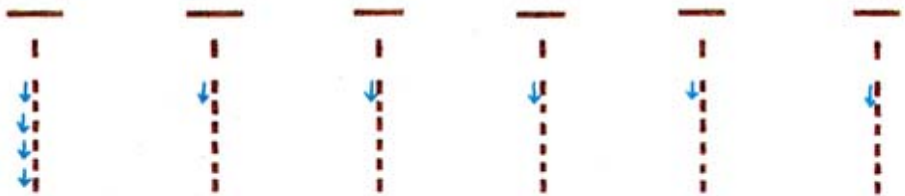


When it's fine, people enjoy being outside.



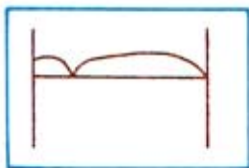
Colour the picture.


e e i i i e i e e i i i e i i e e e i i i e i e



Draw a bed.

Write **bed** in it.



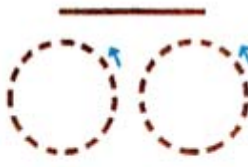
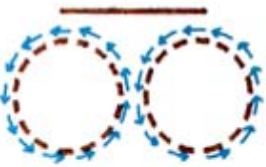
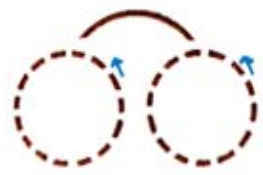
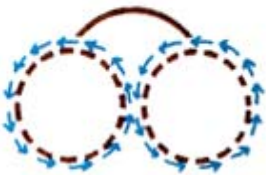


The boy is cooking some food on a fire.

Colour the picture.

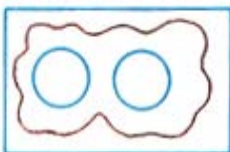


oo oo oo oo oo oo oo oo oo oo oo oo



Draw oo.

Make it into a plate of fried eggs and colour it.







One person plays while the others sing.

Colour the picture.




a ng ng ng a a ng a a a ng ng a ng ng ng



Look for different sizes and shapes of ng sounds in magazines and newspapers.

Cut them out. Stick them on paper to show they are all the same sound.

Do the same with a sounds.

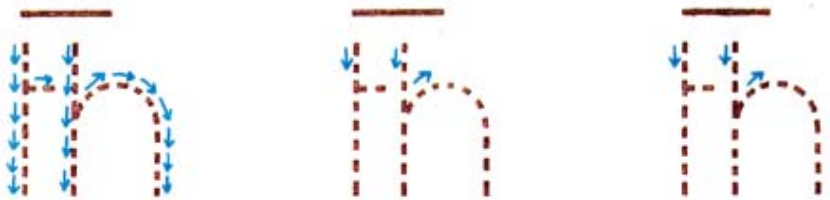


There's a bird in this tree. Where is it?
th wh

Colour the picture.



th wh wh wh th th wh th th th wh wh th



Practise making wh and th from clay.

Use clay to make a bird sitting on its eggs in a nest.

Say 'Where are the eggs? There—look!'



One dog is quick, but the other is lazy.
 qu z

Colour the picture.



qu qu qu z qu z z z qu qu z qu z z qu qu z



Make a z pattern.

Use a different colour for each row.



They have caught him now. Got you!

Colour the picture.



ow ow au au au ow au ow ow ow au au



Find two more words with the **ow** sound.
Write them.

Find two more words with the **au** sound.
Write them.

Read with teacher



Find the sound



Write the letters



Say the sound



Things to do



Checklist

| Knows sounds | With picture cue | Without picture cue | Notes | Knows sounds | With picture cue | Without picture cue | Notes |
|--------------|------------------|---------------------|-------|--------------|------------------|---------------------|-------|
| c | | | | n | | | |
| v | | | | sh | | | |
| f | | | | k | | | |
| x | | | | a | | | |
| o | | | | air | | | |
| j | | | | i | | | |
| t | | | | er | | | |
| p | | | | oi | | | |
| l | | | | b | | | |
| w | | | | e | | | |
| h | | | | i | | | |
| r | | | | e | | | |
| u | | | | oo | | | |
| y | | | | oo | | | |
| o | | | | a | | | |
| g | | | | ng | | | |
| p | | | | wh | | | |
| m | | | | th | | | |
| ah | | | | z | | | |
| u | | | | qu | | | |
| ch | | | | ow | | | |
| s | | | | au | | | |
| th | | | | | | | |

Published by Evans Brothers Limited
Montague House, Russell Square,
London WC1B 5BX

© Margaret Sanders 1978
First published 1978

Illustrated by Andrew Martin and Elizabeth Rose
All rights reserved. No part of this publication may be

reproduced, stored in a retrieval system, or transmitted, in any form or by any means, electronic, mechanical, photocopying, recording or otherwise, without the prior permission of Evans Brothers Limited.

Printed by MacLehose, Glasgow.

ISBN 0 237 50233 X PRA

